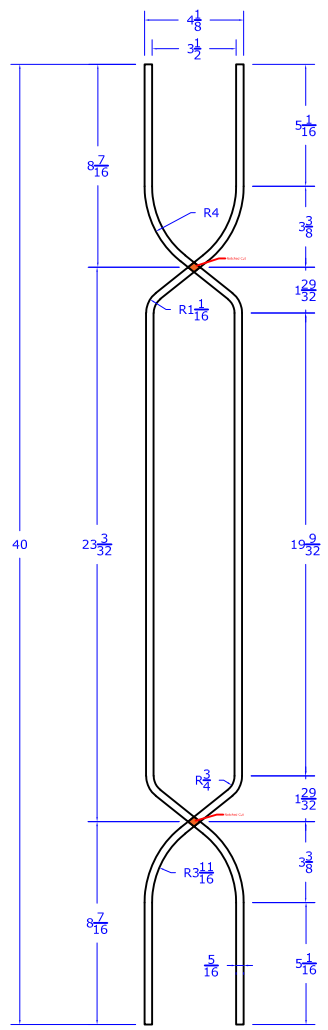

Detail 01: Front View
Scale: 1½" = 1'-0"

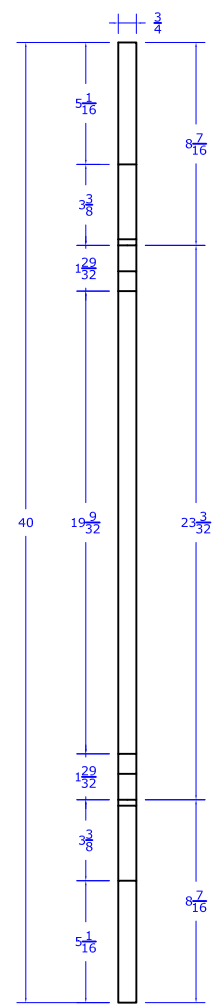

Detail 02: Side View
Scale: 1½" = 1'-0"

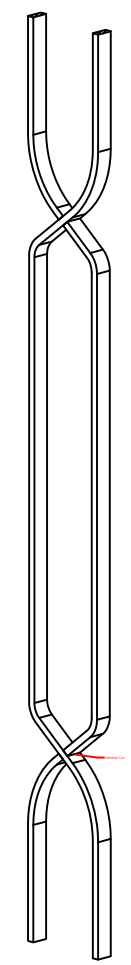

Detail 03: Diametric View
Scale: NTS

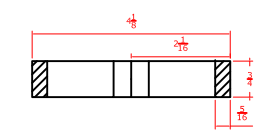

Detail 04: Top View
Scale: 3" = 1'-0"

ARCHITECTURAL IRON DESIGNS, INC.

ARCHITECTURAL IRON DESIGNS, INC.

(800) 784-7444

950South 2nd St.
Plainfield, NJ 07063

Revision:

THIS DRAWING IS THE PROPERTY OF ARCHITECTURAL IRON DESIGNS, INC.. AND HAS BEEN PREPARED SPECIFICALLY FOR THE CLIENT OF THE PROJECT NAMED IN THIS DOCUMENT. THE RE-USE OF THIS DRAWING, BY OTHERS, WITHOUT THE EXPRESS WRITTEN CONSENT OF ARCHITECTURAL IRON DESIGNS, INC.. IS STRICTLY PROHIBITED AND SUBJECT TO LIABILITY.

Drawn By
TBZ/RC

2020 SERIES Part No: MDRN 130-(4VIEW) Drawing No: B-01

Plot Size: 11 x 17 - RC Details
Printed 2/13/2020 6:04 AM